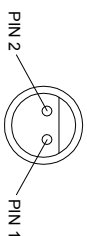
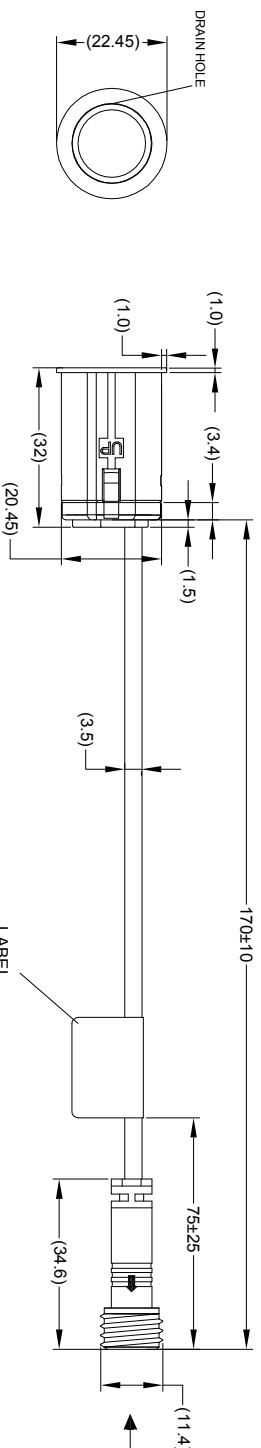


# VIEW A

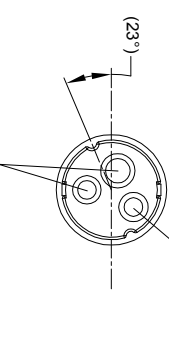


## 2 PIN MALE MATING FACE

PIN #	WIRE COLOUR	DESCRIPTION
1	BLACK	GND
2	RED	SENSOR SIGNAL



LABEL  
LOCATION



### Revision Notes.

1. DRAINAGE HOLE ADDED.	Checked By: JN	Approved By: DK	Date Released: 15.10.11
2. SENSOR LENGTH INCREASED.	Checked By: JN	Approved By: DK	Date Released: 12.01.12
3. CABLE EXIT SUPPORT ADDED. OVERALL LENGTH INCREASED BY 15MM.	Checked By: MP	Approved By: S/M	Date Released: 7.12.12

### NOTES:

1. SENSOR BODY: PC PLASTIC.
2. COLOUR: BLACK
3. INTERNAL CABLES SHOULD BE ONE CONTINUOUS LENGTH BETWEEN CONNECTORS.
4. ALL INTERNAL CABLES SHOULD BE A MINIMUM OF 24 AWG.
5. FOR LABEL REFER TO LATEST REVISION OF DRAWING BE-001561-XX-11.
6. DEFAULT TOLERANCE IS 0.2MM.

### PROPRIETARY NOTICE

THIS DESIGN AND TECHNICAL INFORMATION APPEARING ON THIS DRAWING IS THE PROPERTY OF BRIGADE ELECTRONICS, AND IS DISCLOSED IN CONFIDENCE. IT IS NOT TO BE COPIED, REPRODUCED, REVEALED TO OR EXPROPRIATED BY OTHERS, EITHER IN WHOLE OR IN PART WITHOUT THE EXPRESS WRITTEN CONSENT OF BRIGADE ELECTRONICS.



Assembly PI Approval LEE DG - 20.07.2011	Approved by S.MATTHEWS	Checked by JNEWMAN	Drawn by M.POTTER
Angle of Projection	Units mm	Scale N/A	Released 01/08/11
Third Angle	Status RELEASED	Stock Code #3718	Assembly Ref CEC-40012-00
			UDS-000HSS
			BE-001611-03-11